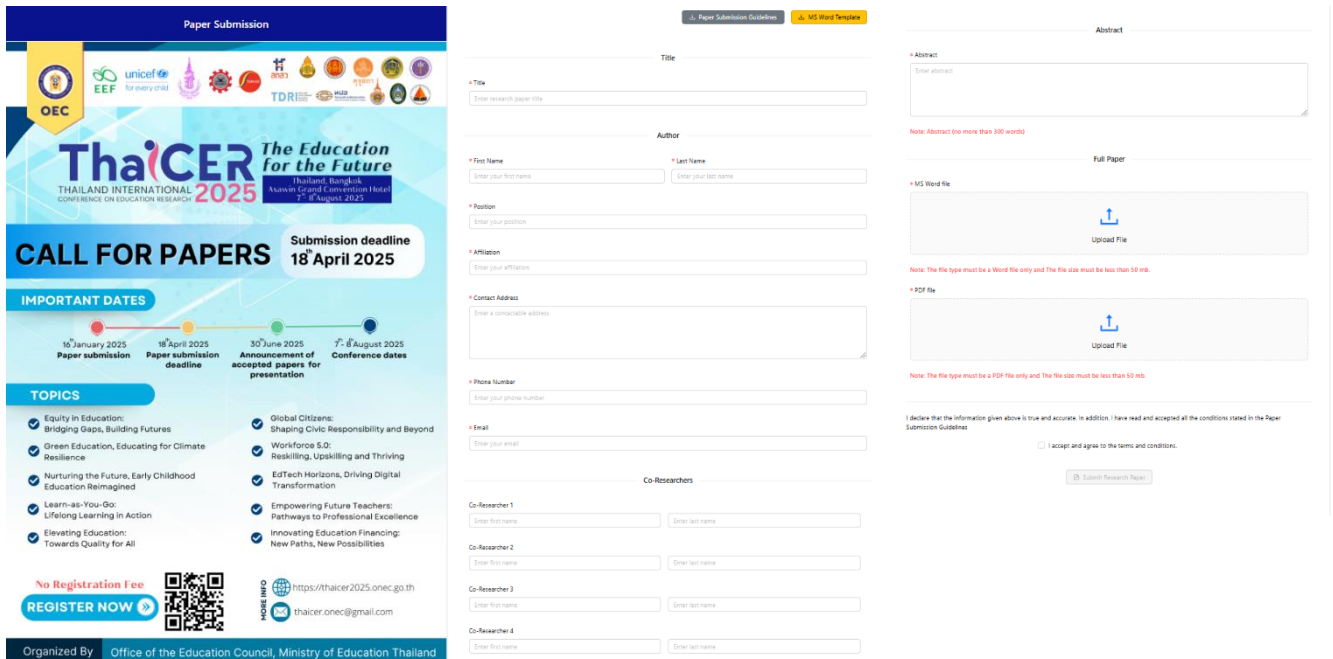
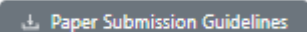


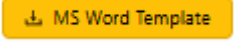
Steps to Submit an International Research Paper

1. Visit the website: <https://thaicer2025.onec.go.th>

2. Click the button  on the homepage. The system will then display the International Research Paper Submission page as below.

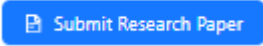


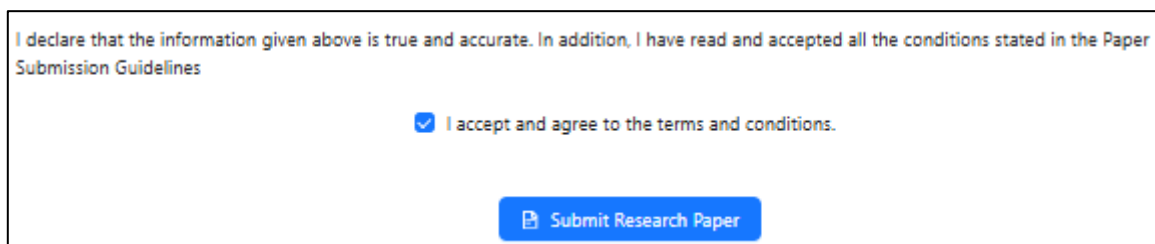
3. An author should firstly download the **Paper Submission Guidelines** by clicking the file. 

4. Then download the **Research Paper Template** by clicking the file  and prepare a research paper in full compliance with the Paper Submission Guidelines. The final document must be saved in both .docx and .pdf formats.

5. Fill out all required information, especially the fields marked with a red asterisk (*) in the Submission Form.

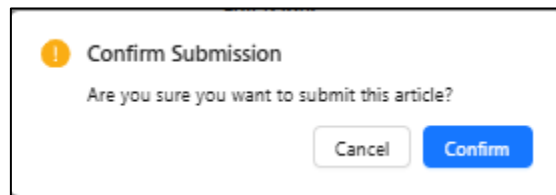
6. Click the button  to upload the research paper saved in both .docx and .pdf formats.

7. Click the box **I accept and agree to the terms and conditions.** and then the button  as below.





8. The pop-up window will appear. Click the button **Confirm** to complete the submission.



9. Once the submission is successfully completed, a confirmation message will be displayed as shown in the example.

